


MAC 800

Connecting hearts and minds.



Not just reaching. Connecting.

Connectivity is the key to advanced ECG technology. Not only must ECG systems be portable enough to easily reach your patients anywhere in the world, but ECG data also must be able to travel, too.

The MAC[®] 800 enables healthcare providers to connect the hearts of patients to the minds of physicians with accurate and reliable ECG information for faster, more confident diagnosis. The MAC 800 gives you the power of easy-to-use, advanced ECG technology, multiple ways to store and send data, and the proven GE Marquette[®] 12SL[™] ECG analysis program. Now you can provide expert ECG analysis to patients across the room or across the globe.



Connected



Helping knowledge travel, worldwide.

The challenge of global healthcare is communication. Now you have the ability to store, send and analyze ECG data in a variety of ways, so you can get information from anywhere to anywhere, improving access to heart care everywhere.

- **Seamless connectivity to MUSE® and CardioSoft™** information systems enables you to streamline your ECG workflow and provides immediate remote review or over-read of patient ECG data.
- **Multiple communication options**, including LAN, modem, SD card and serial port, ensure you can store and send ECG data from any location.
- **USB ports** give you more on-site flexibility, allowing you to connect to an external keyboard, laser printer, bar code scanner and magnetic card reader. The laser printer allows for full-size/A4 ECG report printouts.
- **PDF output** option ensures a common, readable format for storing and exchanging ECG data. XML output also is available.
- **Additional memory option** saves up to 300 ECG records internally; or use the SD card option for offline ECG storage and transmission.



Portable

Advanced ECG without boundaries.

Sometimes the difference between early intervention and late diagnosis is simple access to care. The portable MAC 800 empowers you to reach patients wherever they are: in an urban physician's office, at a regional health center, in a rural clinic or in remote locations anywhere in the world.



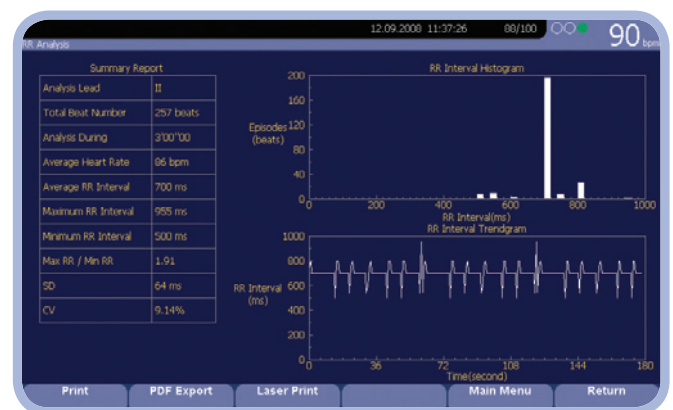
- **Compact and easy to carry**, the MAC 800 weighs only 3kg with the battery and is designed with an integrated carrying handle.
- **Lithium ion battery** provides you with two hours of continuous operation or 250 standard patient reports. Fast battery recharge (about four hours) minimizes system downtime.
- **Easy-to-use keypad** simplifies and speeds ECG operations with T9 SMS mobile phone keypad design and quick-access function keys. Hospital-grade keypad allows for easy cleaning.
- **7-inch, high-resolution (800 x 480) color TFT screen** gives you a clear, easy-to-read display of all 12 ECG leads.
- **Digital onscreen preview** lets you view your ECG prior to printing, saving paper and avoiding costly repeat exams.
- **Tested replaceable accessories** keep your system running at peak performance; with multi-link lead wires, fixed lead wires, disposable electrodes and reusable electrodes.

Advanced technology

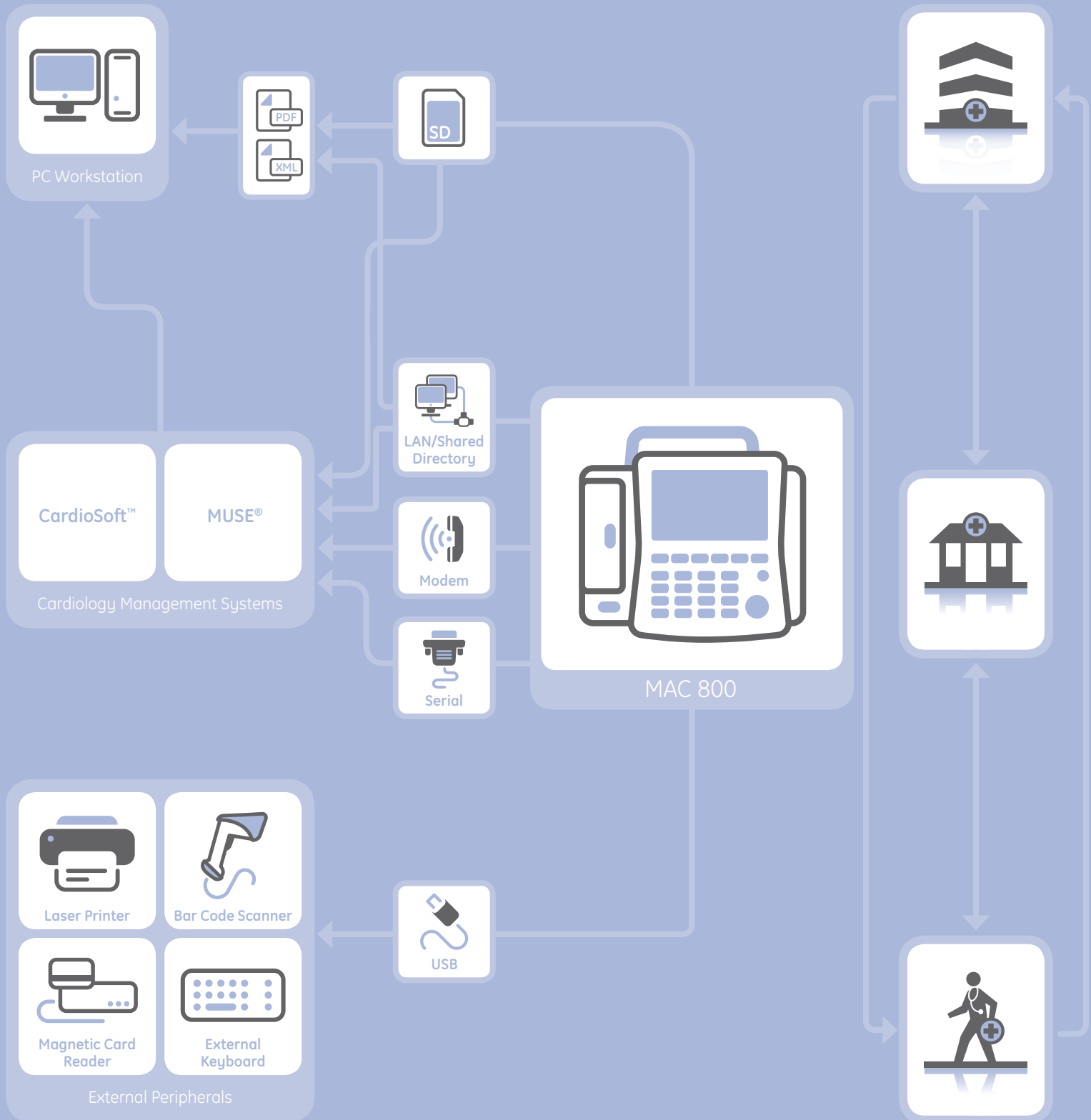
Powerful, proven technology for diagnostic confidence.

The MAC 800 enhances diagnostic confidence through the globally recognized and proven Marquette 12SL analysis program.

- **Marquette 12SL** empowers you with comprehensive computer-interpreted analysis of adult and pediatric populations for fast, confident ECG readings.
- **Hookup Advisor™** is an exclusive GE Healthcare feature that ensures ECG signal quality by informing clinicians if there is poor waveform quality during ECG recording.
- **Acute Cardiac Ischemia Time-Intensive Predictive Instrument (ACI-TIPI)**, which is included in the Marquette 12SL program, promotes diagnostic accuracy by predicting the probability of cardiac ischemia, as well as factoring in gender-specific criteria to help physicians more readily diagnose heart abnormalities in women.
- **RR analysis*** also is available to detect hidden patterns of underlying heart rate variability (HRV) and to measure cardiac RR intervals.



*Not available in North America



Healthcare Re-imagined

GE is dedicated to helping you transform healthcare delivery by driving critical breakthroughs in biology and technology. Our expertise in medical imaging and information technologies, medical diagnostics, patient monitoring systems, drug discovery, and biopharmaceutical manufacturing technologies is enabling healthcare professionals around the world to discover new ways to predict, diagnose and treat disease earlier. We call this model of care “Early Health.” The goal: to help clinicians detect disease earlier, access more information and intervene earlier with more targeted treatments, so they can help their patients live their lives to the fullest. Re-think, Re-discover, Re-invent, Re-imagine.



The Physician's Resource
for Medical Equipment, Inc.

Sales and Service of Cardiology and Surgical Equipment and Supplies



GE imagination at work